

EPRB-3 Pressure Transducer



- Pressure Transducer with Platinum RTD
- Miniature Design (body \varnothing 12 mm)
- Any liquid or gas Media compatible with Stainless Steel
- Operating Temperature up to 150°C (300°F)
- Rugged for Severe Environment
- CE Approved

DESCRIPTION

Ultra Miniature Pressure Transducer with platinum RTD to sense media temperature, 100% Stainless Steel welded construction with amplified output, designed for severe environment where minimum size and weight are required.

FEATURES

- Pressure + Temperature measurement
- Liquid and Gas Media compatible with SS
- Pressure port M8x1 or 5/16-24 UNF
- Operating Temperature up to 150°C (300°F)

APPLICATIONS

- Motorsports
- Downhole Exploration
- Hydraulic Pressures
- Transportation

STANDARD RANGES

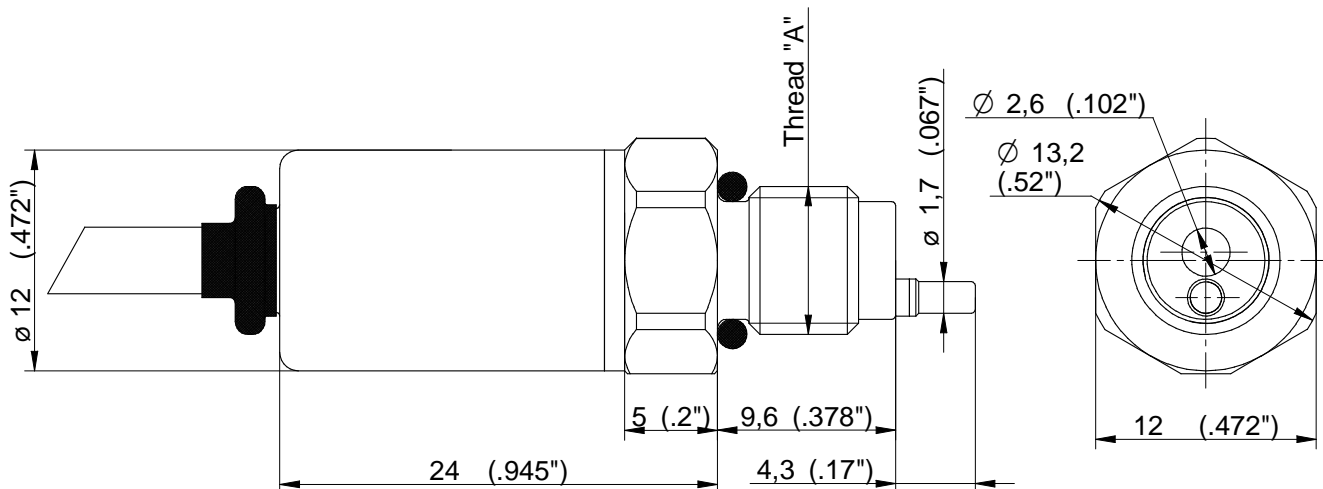
Pressure ranges		Pressure Reference		Pressure limit Model : S & Q
(BAR)	(PSI)	sealed (type2)	absolute (type3)	
3.5	50	•	•	2 x FS
6	100	•	•	2 x FS
10	150	•	•	2 x FS
20	300	•	•	2 x FS
35	500	•	•	2 x FS
60	1K	•	•	2 x FS
100	1.5K	•	•	2 x FS
200	3K	•	•	1.5 x FS
350	5K	•	•	1.2 x FS

EPRB-3 Pressure Transducer

PERFORMANCE SPECIFICATIONS

PARAMETERS	VALUES	NOTES
Supply Voltage	Version U: 8 to 32VDC ; Version R: 5 VDC reg.	
Max Current	< 8 mA	
Output Resistance	200Ω typ.	
Non-Repeatability	±0.05% FSO typ.	
CNL & H	± 0.25% FSO	
Thermal Zero Shift "TZS"	± 1% /100 °C	
Thermal Sensitivity Shift "TSS"	± 1% /100 °C	
Operating Temperature	- 40°C to 150°C	
Compensated Temperature	0°C to 100°C	See option table for other Temperature
Output "FSO"	0.5 to 4.5V = 4V ± 50mV	
Zero Offset at 23°C	0.5V ± 50mV	
RTD	1000 ohms Platinum DIN EN 60751	63% response time : 3 seconds max.
CE conformance according to	EN 61010-1, EN 50081-1, EN 50082-1	

DIMENSIONS



PHYSICAL (SEE BLOCK DIAGRAM)

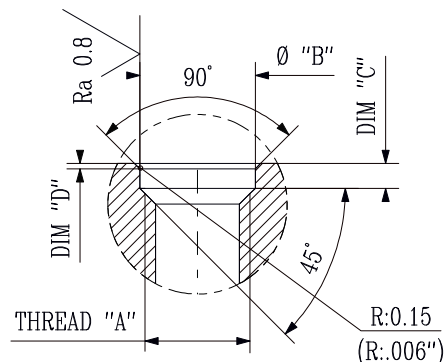
MODEL	THREAD "A"	O-RING SUPPLIED	INSTALLATION TORQUE (MAX.)
S	M8X1	Ø6.35x1.6 VITON	2.5 Nm (22 In-Pounds)
Q	5/16-24 UNF-2A	Ø6.35x1.6 VITON	2.5 Nm (22 In-Pounds)

EPRB-3 Pressure Transducer

INSTALLATION & CONNECTION

RECOMMENDED MOUNTED PORT			
Thread "A"	Dim. "B"	Dim. "C"	Dim. "D"
M8x1	8.8 mm	1.9 mm	0.4 mm
5/16-24 UNF-2A	0.35"	0.075"	0.015"

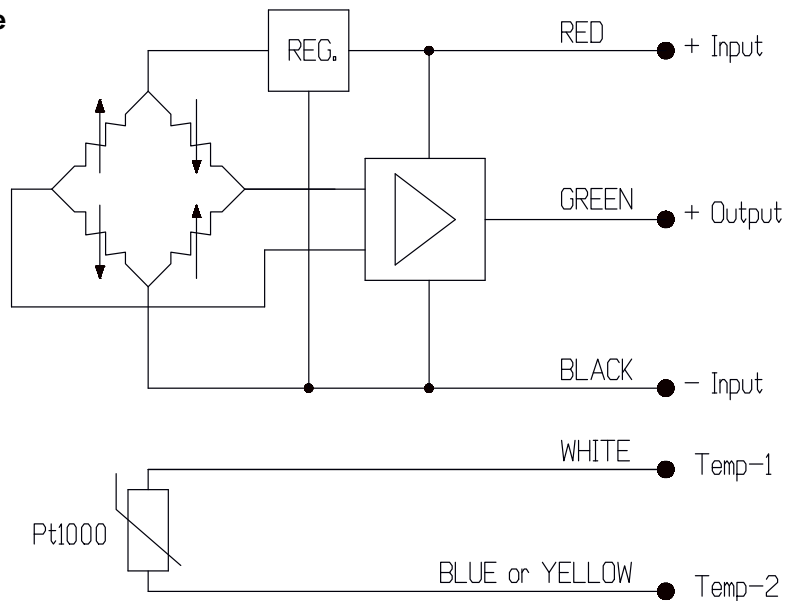
Tolerances on dimensions = ± 0.05 mm (0.002")



WIRING: 5 leads AWG24 under shrink tube

Standard cable length = 1 m.

Use option L00M for custom cable length:
replace "00" with total length in meter



OPTIONS AND ACCESSORIES

OPTIONS	CODES	DESCRIPTIONS
Compensated Temperature Ranges	Z1	-20°C to 40°C
	Z35	+20°C to 120°C
Special Cable Length	L00M	Replace "00" with total length in meters
Acceptance Test Report	ATR	ATR for a complete Acceptance Test Report provided with transducer

EPRB-3 Pressure Transducer

ORDERING INFORMATION

Model	-	Pressure Port	Supply Voltage	Output Signal	Pres. Ref.	-	Range/Unit	-	Options
EPRB-3	-	S = M8x1 Q = 5/16-24 UNF	U = 8 to 32 VDC R = 5 VDC reg.	3 = 0.5 to 4.5 V	2 = Sealed 3 = Absolute	-	3.5B 50P 6B 100P 10B 150P 20B 300P 35B 500P 60B 1KP 100B 1.5KP 200B 3KP 350B 5KP	-	/Z1 /Z35 /L00M /ATR

Example: EPRB-3-QU32-500P-/Z1/L3M

NORTH AMERICA

Measurement Specialties
45738 Northport Loop West
Fremont, CA 94538
Tel: 1-800-767-1888
Fax: 1-510-498-1578
Sales: pfg.cs.amer@meas-spec.com

EUROPE

Measurement Specialties
(Europe), Ltd.
26 Rue des Dames
78340 Les Clayes-sous-Bois, France
Tel: +33 (0) 130 79 33 00
Fax: +33 (0) 134 81 03 59
Sales: pfg.cs.emea@meas-spec.com

ASIA

Measurement Specialties
(China), Ltd.
F1.6-4D, Tian An Development
Compound
Shenzhen, China 518048
Tel: +86 755 8330 1004
Fax: +86 755 8330 6797
Sales: pfg.cs.asia@meas-spec.com

The information in this sheet has been carefully reviewed and is believed to be accurate; however, no responsibility is assumed for inaccuracies. Furthermore, this information does not convey to the purchaser of such devices any license under the patent rights to the manufacturer. Measurement Specialties, Inc. reserves the right to make changes without further notice to any product herein. Measurement Specialties, Inc. makes no warranty, representation or guarantee regarding the suitability of its product for any particular purpose, nor does Measurement Specialties, Inc. assume any liability arising out of the application or use of any product or circuit and specifically disclaims any and all liability, including without limitation consequential or incidental damages. Typical parameters can and do vary in different applications. All operating parameters must be validated for each customer application by customer's technical experts. Measurement Specialties, Inc. does not convey any license under its patent rights nor the rights of others.