


# Model 1203 Accelerometer

DC Response  
Durable Cable  
Reliable Performance  
Low Cost



## The Model 1203 Accelerometer

is a small, compact triaxial device designed for vehicle impact and road testing. Its mechanical overload stops provide high shock protection in rugged applications. Featuring ranges from 50 g to 1000 g and frequency response to 3000 Hz, this sensor is easily mounted in hard to reach places on vehicles under test.

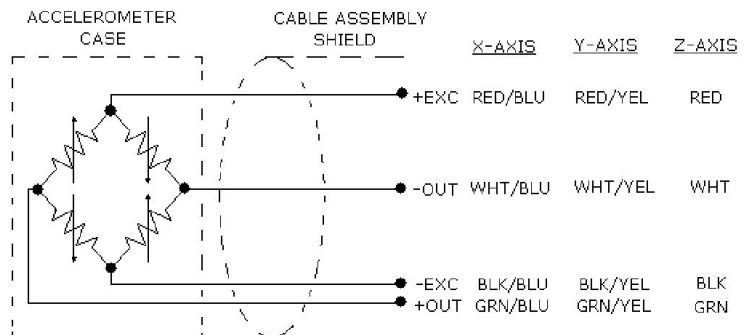
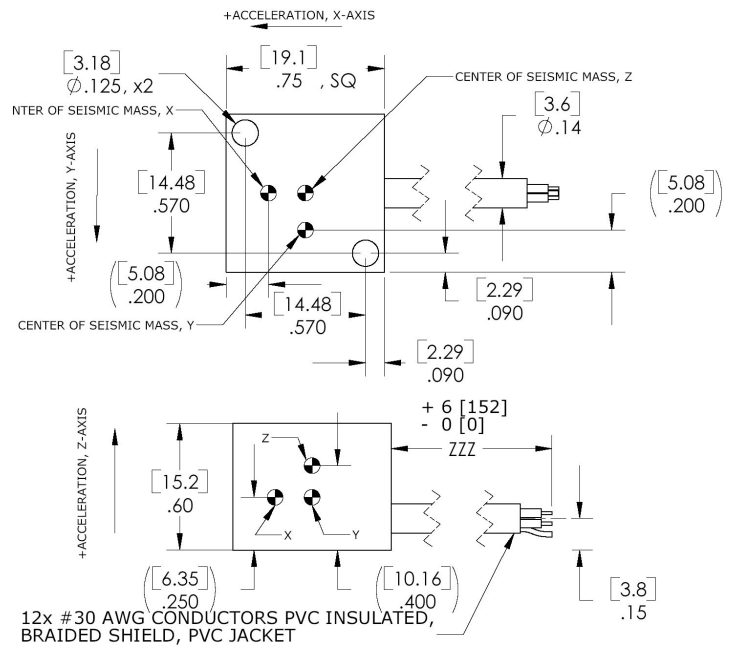
## FEATURES

- 2nd Generation MEMS Sensing Element
- 1000 g Full Scale Range
- 2-10 VDC Excitation
- 0-50 °C Temperature Range
- ±40 mV Zero Measurand Output
- Gas Damping
- Mechanical Overload Stops
- Designed for Screw Mounting

## APPLICATIONS

- Crash Testing
- Impact Testing
- Off-Road Testing
- Road Testing

## dimensions



# Model 1203 Accelerometer

## performance specifications

All values are typical at  $\pm 24^{\circ}\text{C}$ , 100 Hz and 10 Vdc excitation unless otherwise stated. Measurement Specialties reserves the right to update and change these specifications without notice.

| Parameters   |            |            |              |            |            | Notes                                       |
|--|------------|------------|--------------|------------|------------|---|
| <b>DYNAMIC</b>                                     |            |            |              |            |            |   |
| Range(g)   | $\pm 50$   | $\pm 100$  | $\pm 200$    | $\pm 500$  | $\pm 1000$ |   |
| Sensitivity (mV/g)                                 | 2          | .9         | .9           | .4         | .15        |   |
| Frequency Response (Hz)                            | 0-600      | 0-800      | 0-1000       | 0-1200     | 0-1500     | $\pm 10\%$                                  |
| Natural Frequency (Hz)                             | 2000       | 3000       | 4000         | 6000       | 7000       |   |
| Non-Linearity (% of reading)                       | $\pm 1$    | $\pm 1$    | $\pm 1$      | $\pm 1$    | $\pm 1$    |   |
| Transverse Sensitivity (%)                         | 3%         | 3%         | 3%           | 3%         | 3%         |   |
| Thermal Zero Shift (%FSO/ $^{\circ}\text{C}$ )     | $\pm 0.05$ | $\pm 0.05$ | $\pm 0.05$   | $\pm 0.05$ | $\pm 0.05$ | From 0 to $+50^{\circ}\text{C}$             |
| Thermal Sensitivity Shift (%/ $^{\circ}\text{C}$ ) | $\pm 0.2$  | $\pm 0.2$  | $\pm 0.2$    | $\pm 0.2$  | $\pm 0.2$  | From 0 to $+50^{\circ}\text{C}$             |
| <b>ELECTRICAL</b>                                  |            |            |              |            |            |   |
| Zero Acceleration Output (mV)                      | $< \pm 40$ | $< \pm 40$ | $< \pm 40$   | $< \pm 40$ | $< \pm 40$ |   |
| Excitation (Vdc)                                   | 2 to 10    | 2 to 10    | 2 to 10      | 2 to 10    | 2 to 10    |   |
| Input Resistance                                   | 3500-4800  | 3500-4800  | 3500-4800    | 3500-4800  | 3500-4800  |   |
| Output Resistance ( $\Omega$ )                     | 2700-4800  | 2700-4800  | 2700-4800    | 2700-4800  | 2700-4800  |   |
| Insulation Resistance ( $M\Omega$ )                | $> 100$    | $> 100$    | $> 100$      | $> 100$    | $> 100$    | @50Vdc<br>Isolated from<br>Mounting Surface |
| Ground Isolation                                   |            |            |              |            |            |   |
| <b>ENVIRONMENTAL</b>                               |            |            |              |            |            |   |
| Shock Limit (g)                                    | 3000       | 3000       | 4000         | 5000       | 5000       |   |
| Operating Temperature ( $^{\circ}\text{C}$ )       |            |            | -20 to +85   |            |            |   |
| Humidity   |            |            | Epoxy Sealed |            |            |   |
| <b>PHYSICAL</b>                                    |            |            |              |            |            |   |
| Case Material                                      |            |            | Aluminum     |            |            |   |
| Cable (Integral 6 Ft.)                             |            |            |              |            |            | 12x30 AWG<br>Braided Shield                 |
| Cable (PVC Jacket)                                 |            |            |              |            |            | Cable Not Included                          |
| Weight (grams)                                     |            |            | 20           |            |            | Torque 8 lb-in                              |
| Mounting   |            |            | Screw        |            |            |   |

The information in this sheet has been carefully reviewed and is believed to be accurate; however, no responsibility is assumed for inaccuracies. Furthermore, this information does not convey to the purchaser of such devices any license under the patent rights to the manufacturer. Measurement Specialties, Inc. reserves the right to make changes without further notice to any product herein. Measurement Specialties, Inc. makes no warranty, representation or guarantee regarding the suitability of its product for any particular purpose, nor does Measurement Specialties, Inc. assume any liability arising out of the application or use of any product or circuit and specifically disclaims any and all liability, including without limitation consequential or incidental damages. Typical parameters can and do vary in different applications. All operating parameters must be validated for each customer application by customer's technical experts. Measurement Specialties, Inc. does not convey any license under its patent rights nor the rights of others.

## ordering info

PART NUMBERING Model Number+Range+Excitation+Cable Length+Options

1203-GGGG-VV-CCCX

| | | | Options  
 | | | Cable (072 is 72 inches)  
 | | Excitation (10 is 10 Vdc)  
 | Range (0100 is 100 g)

Options:

X = None  
 D = Deutsch Connector (P/N TBDJ)  
 L = Lemo Connector (P/N FGG.18.307.CYCD42)  
 T = Tajimi Connector (P/N R05PB5M)

Example: 1203-1000-10-072X

Standard Configuration: 1000g, 10V Excitation, 72" (6 ft) cable, No Options