

Model 4610 Accelerometer



High Performance DC Response
Low Noise, Signal Conditioned
Advanced Temp Compensation
10,000 g Over-Range Protection



The **Model 4610** is a low noise signal conditioned accelerometer with exceptional long-term stability. The accelerometer offers integral temperature compensation and a hermetically sealed sensor assembly. The model 4610 is offered in ranges from ± 2 to $\pm 500g$ and incorporates mechanical overload stops that provide shock protection to 10,000g. The 3rd generation MEMS element incorporates gas damping that offers a wide dynamic range and stable frequency response.

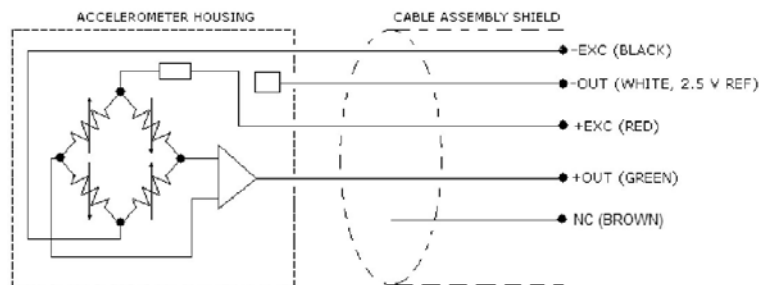
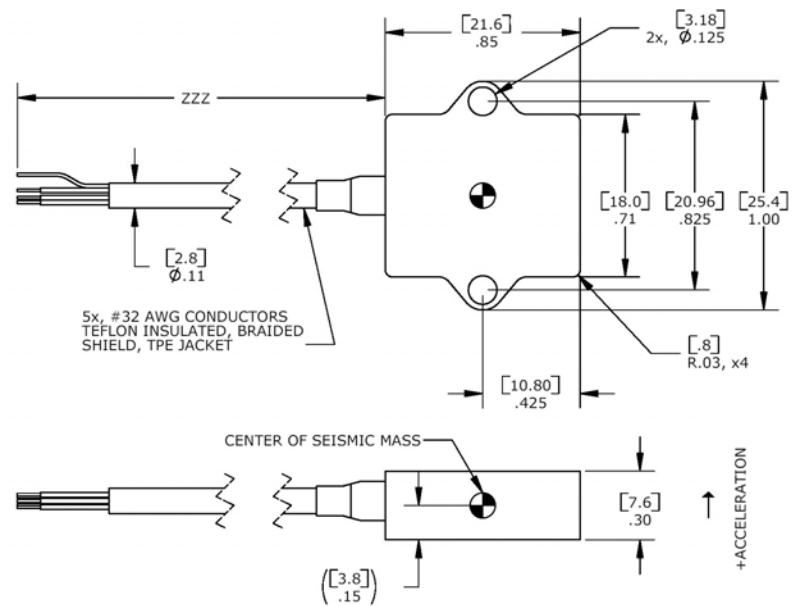
FEATURES

- $\pm 2g$ to $\pm 500g$ Dynamic Range
- 10,000g Shock Protection
- Signal Conditioned Output
- Low Power Consumption
- Hermetically Sealed Sensor
- Gas Damping
- Integral Cable
- Temperature Compensated

APPLICATIONS

- Low Frequency Monitoring
- Transportation
- Flight Testing
- Test & Instrumentation
- Machine Control
- Road Vehicle Testing
- Trains

dimensions



Model 4610 Accelerometer

performance specifications

All values are typical at +24°C, 100Hz and 12Vdc excitation unless otherwise stated. Measurement Specialties reserves the right to update and change these specifications without notice.

Parameters

DYNAMIC

	±2	±5	±10	±20	±50	±100	±200	±500	Notes
Range (g)									
Sensitivity (mV/g)	1000	400	200	100	40	20	10	4	
Frequency Response (Hz)	0-200	0-300	0-400	0-700	0-1000	0-1500	0-1500	0-1500	±5%
Natural Frequency (Hz)	700	800	1000	1500	4000	6000	8000	10000	
Non-Linearity (%FSO)	±0.5	±0.5	±0.5	±0.5	±0.5	±0.5	±0.5	±0.5	
Transverse Sensitivity (%)	<2	<2	<2	<2	<2	<2	<2	<2	<1 Typical
Damping Ratio	0.7	0.7	0.7	0.7	0.7	0.7	0.6	0.5	
Shock Limit (g)	10000	10000	10000	10000	10000	10000	10000	10000	

ELECTRICAL

Zero Acceleration Output (mV)	±50	±50	±50	±50	±50	±50	±50	±50	Differential
Excitation Voltage (Vdc)	8 to 36	8 to 36	8 to 36	8 to 36	8 to 36	8 to 36	8 to 36	8 to 36	
Excitation Current (mA)	<5	<5	<5	<5	<5	<5	<5	<5	
Bias Voltage (Vdc)	2.5	2.5	2.5	2.5	2.5	2.5	2.5	2.5	
Output Resistance (Ω)	<100	<100	<100	<100	<100	<100	<100	<100	
Insulation Resistance (MΩ)	>100	>100	>100	>100	>100	>100	>100	>100	@100Vdc
Turn On Time (msec)	<100	<100	<100	<100	<100	<100	<100	<100	
Residual Noise (µV RMS)	500	300	300	350	400	400	400	400	Passband
Ground Isolation	Isolated from Mounting Surface								

ENVIRONMENTAL

Thermal Zero Shift (%FSO/°C)	±0.008	±0.008	±0.008	±0.008	±0.008	±0.008	±0.008	±0.008	Typical
Thermal Sensitivity Shift (%/°C)	±0.010	±0.010	±0.010	±0.010	±0.010	±0.010	±0.010	±0.010	Typical
Operating Temperature (°C)	-55 to 125								
Compensated Temperature (°C)	-40 to 100								
Storage Temperature (°C)	-55 to 125								

PHYSICAL

Case Material	Anodized Aluminum
Cable	Teflon Insulated Leads, Braided Shield, TPE Jacket
Weight (grams)	6
Mounting	2x #4 or M3 Screws
Mounting Torque	6 lb-in (0.7 N-m)
AWG	#32

Wiring color code: +Excitation = Red; -Excitation = Black; +Output = Green; -Output = White; Programming = Brown (brown wire is used for programming and is not to be connected)

Supplied accessories: AC-A02285 2x #4-40 (7/16 length) Socket Head Cap Screw and Washer

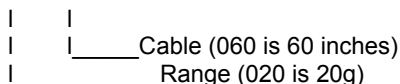
Optional accessories: AC-D02669 Triaxial Mounting Block
101 Three Channel DC Signal Conditioner Amplifier

The information in this sheet has been carefully reviewed and is believed to be accurate; however, no responsibility is assumed for inaccuracies. Furthermore, this information does not convey to the purchaser of such devices any license under the patent rights to the manufacturer. Measurement Specialties, Inc. reserves the right to make changes without further notice to any product herein. Measurement Specialties, Inc. makes no warranty, representation or guarantee regarding the suitability of its product for any particular purpose, nor does Measurement Specialties, Inc. assume any liability arising out of the application or use of any product or circuit and specifically disclaims any and all liability, including without limitation consequential or incidental damages. Typical parameters can and do vary in different applications. All operating parameters must be validated for each customer application by customer's technical experts. Measurement Specialties, Inc. does not convey any license under its patent rights nor the rights of others.

ordering info

PART NUMBERING Model Number+Range+Cable Length

4610-GGG-CCC



Example: 4610-020-060

Model 4610, 20g, 60" (5ft) Cable